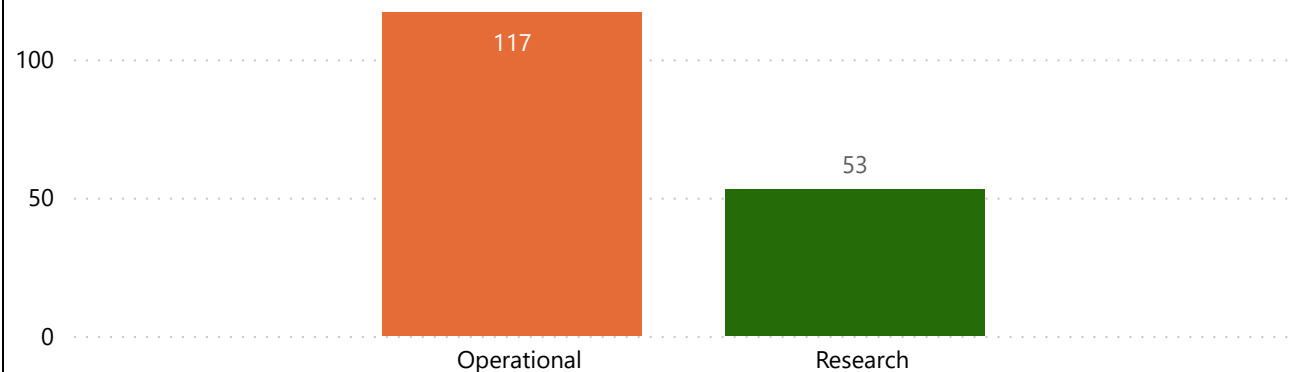
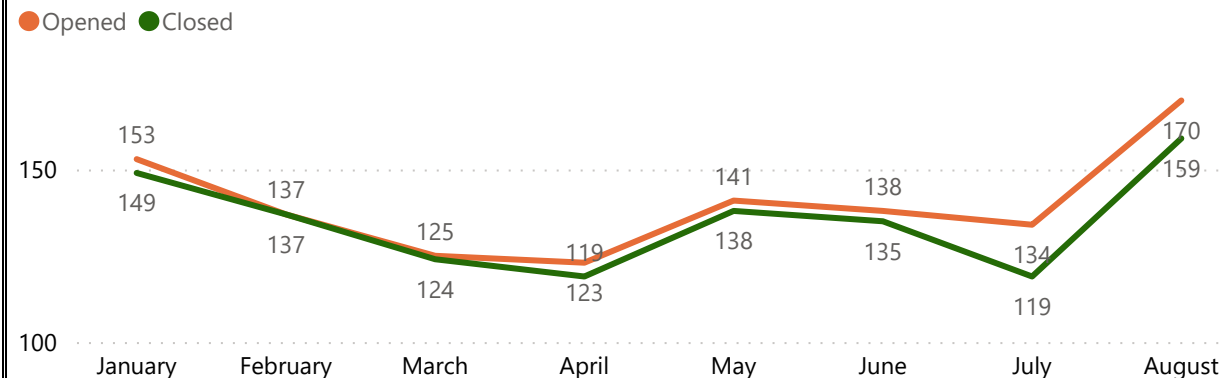


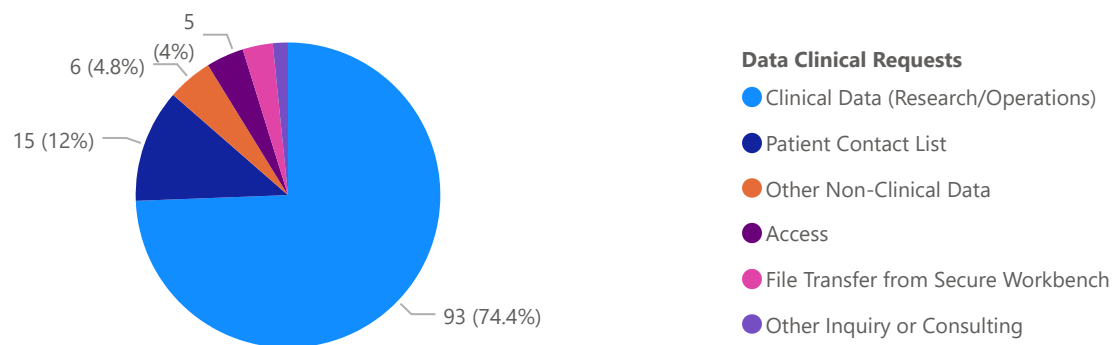
Data Broker Requests by Operational and Research August 2022



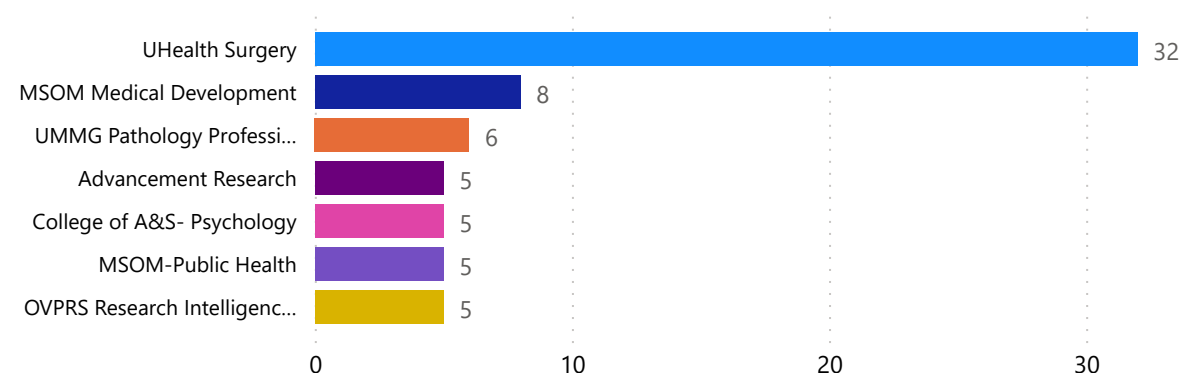
Opened and Closed by Month



Data Broker Requests by Data Clinical Requests August 2022



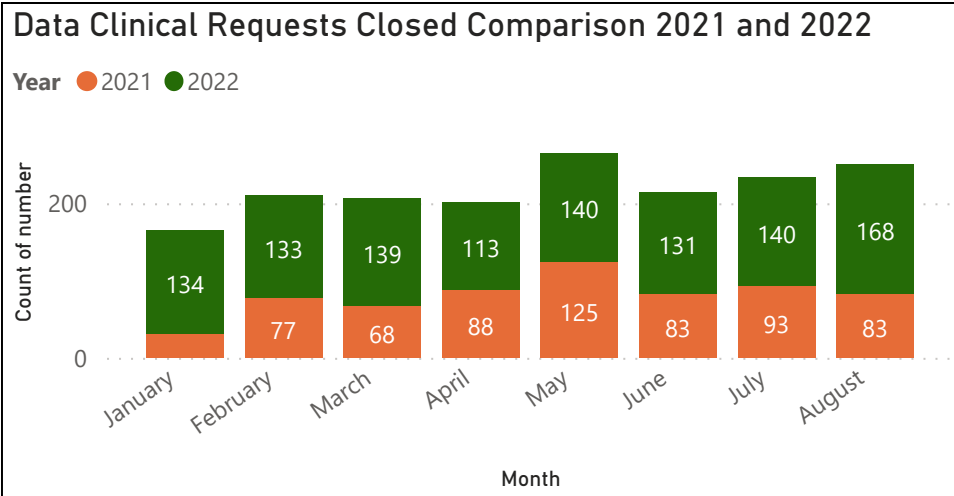
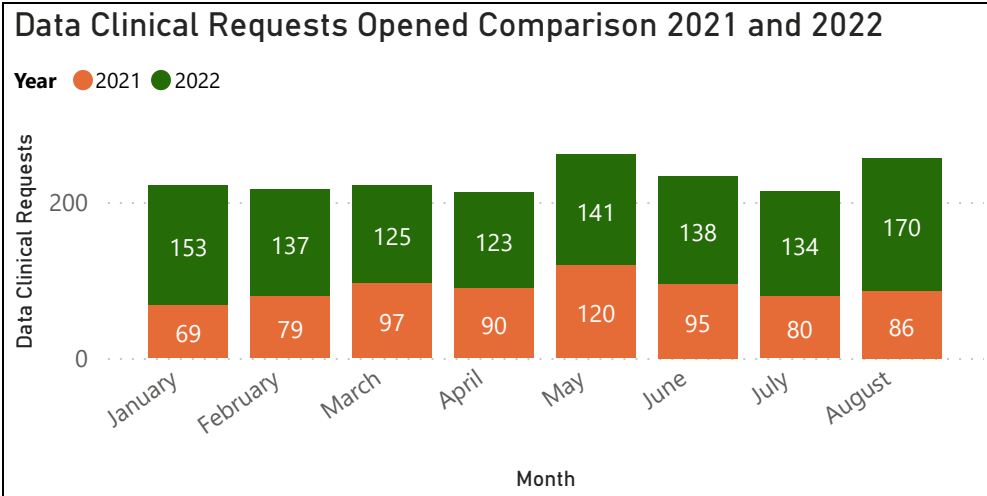
Data Broker Requests by Department August 2022



Data Clinical Requests August 2022	Operational	Research	Total
Access		5	5
Clinical Data (Research/Operations)	47	46	93
File Transfer from Secure Workbench	1	3	4
Other Inquiry or Consulting	2		2
Other Non-Clinical Data	4	2	6
Patient Contact List	15		15
Total	74	51	125

Top 10 Department August 2022	Operational	Research	Total
Advancement Research		5	5
College of A&S- Psychology		5	5
MSOM Medical Development	8		8
MSOM SCCC Clinical Research Services		4	4
MSOM-Public Health		5	5
OVPRS Research Intelligence Capacity RIC	5		5
UHCORP Marketing	4		4
UHCORP Strategy Office	4		4
UHealth Surgery	32		32
UHT Care Transformation	3	2	5
UMMG Neurology Other Administration	5		5
UMMG Pathology Professional Services	6		6

Top 10 Department August 2022	Data Broker Requests
UHealth Surgery	32
MSOM Medical Development	8
UMMG Pathology Professional Services	6
Advancement Research	5
College of A&S- Psychology	5
MSOM-Public Health	5
OVPRS Research Intelligence Capacity RIC	5
UHT Care Transformation	5
UMMG Neurology Other Administration	5
MSOM SCCC Clinical Research Services	4
UHCORP Marketing	4
UHCORP Strategy Office	4



Data Broker Services by Category 2022

Data Clinical Requests	Requests
Patient Contact List	88
Other Non-Clinical Data	16
Other Inquiry or Consulting	8
File Transfer from Secure Workbench	51
Clinical Data (Research/Operations) Access	635
Total	838

